

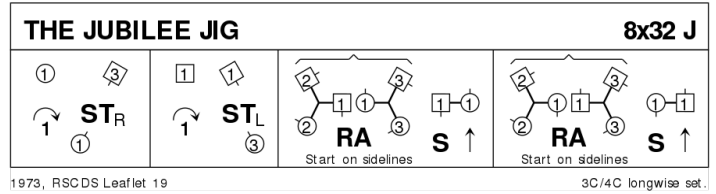
# Pawling 2017 Welcome Dance and Ball

## Welcome Dance

### THE JUBILEE JIG J32 · 3/4L

RSCDS: *The Leaflet Dances with Music* · Crib: *Eric Ferguson's SCD Crib*s · Diagram: *Keith Rose's Diagrams*

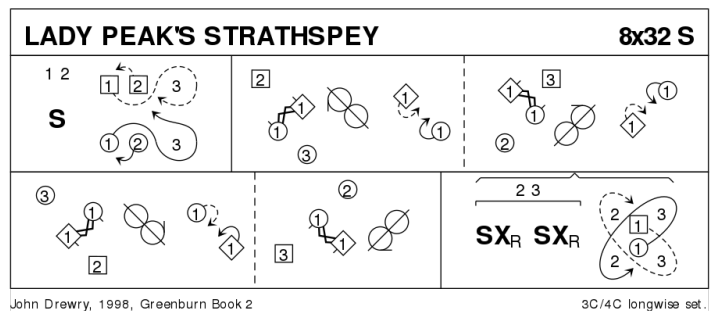
- 1- 1M casts off one (2M up) | 1M+3W set (not advancing) ; turn RH to own side
- 9- 1W casts off one (2W up) | 1W+3M set ; turn LH (to 2,1,3)
- 17- 2c+1W & 1M+3c RHA, 1c finish in centre LHJ, facing opposite sides ; 1c set | dance out to opposite side (2,1x,3)
- 25- 1M+2c & 1W+3c RHA, 1c finish in centre LHJ facing own sides ; 1c set | dance out (2,1,3).



### LADY PEAK'S STRATHSPEY S32 · 3/4L

John Drewry: *The Welsh Set* · Crib: *Eric Ferguson's SCD Crib*s · Diagram: *Keith Rose's Diagrams*

- 1- 1c+2c set | 2c cast to 1pl **while**{2} 1c dance down ; cast behind 3c and lead up to 2pl facing up in promhold
- 9- 1c with 2diag (2W+3M) ½Rsh Reel3 ; 1c swivel inwards to face out to W side in Promhold for ½Reel3 with 1diag (Rsh to 3W)
- 17- Repeat starting down (Rsh to 3M position) ; repeat out M side (Rsh to 2M position)
- 25- 2c+3c set and cross twice **while**{8} 1c lead down, cross between 3c ; lead up crossing between 2c and cast to 2pl.

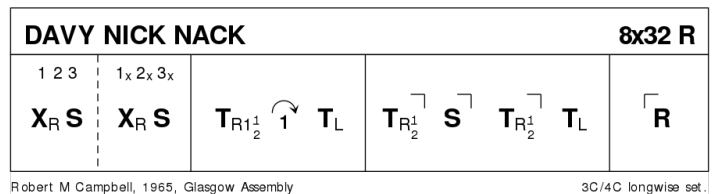


Lady Peak is in the Fraser Valley just east of Vancouver

### DAVY NICK NACK R32 · 3/4L

Robert M Campbell: *The Geneva Park Dances Part 1 (Campbell)* · Crib: *Eric Ferguson's SCD Crib*s · Diagram: *Keith Rose's Diagrams*

- 1- 1c+2c+3c cross over RH, set ; repeat
- 9- 1c 1½ RH turn ; cast off one place, turn LH to finish facing 1cnrs
- 17- 1c change places RH with 1cnrs, set to cnrs ; change place RH, turn LH to face 2cnrs
- 25- 1c change places RH with 2cnrs, set to cnrs ; change places RH, cross over LH.

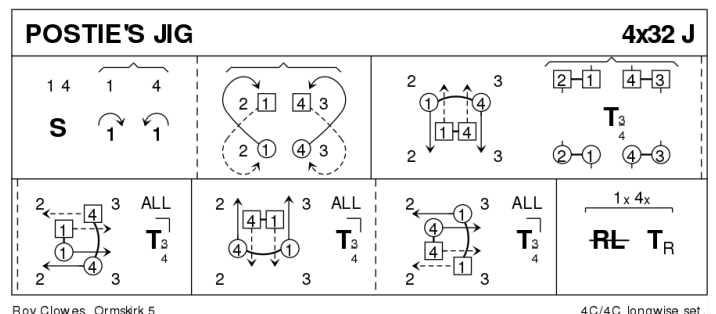


### POSTIE'S JIG J32 · 4/4L

Roy Clowes: *Commonwealth Ceilidh Dances* · Crib: *Eric Ferguson's SCD Crib*s · Diagram: *Keith Rose's Diagrams*

- 1- 1c+4c set, cast to middle positions (2c+3c step to end) ; 1c&4c ½ Fig8 round end C (2,1x,4x,3)
- 9- 1M+4M and 1W+4W cross NHJ, (W under men's arch), turn cnr ¾ with 'free' hand ; 1c facing 4c change places NHJ (arch going up), turn cnr as before
- 17- Repeat (Men's arch ; arch going up)
- 25- 1c+4c ½ R&L ; turn P RH

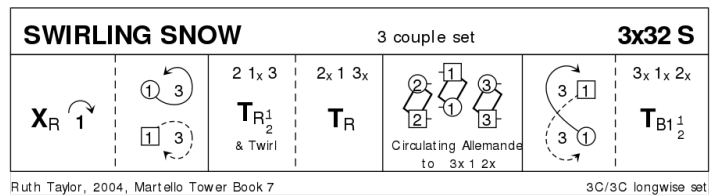
Note that both times the couple moving UP makes the arch.



## SWIRLING SNOW S32 · 3/3L

Ruth Taylor (CAN): Martello Tower Book 7 · Crib: MiniCribs · Diagram: Keith Rose's Diagrams

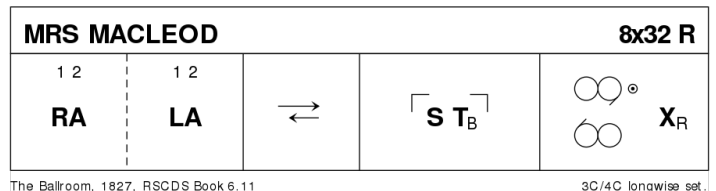
- 1-8 1s cross RH & cast 1 place, 1s dance down between C3 & cast to 2nd place opposite sides
- 9-16 All 1/2 turn & twirl to change places, all turn RH into allemande hold (2s & 3s face down, 1s face up)
- 17-24 All dance interlocking Allemandes:  
1s dance normal Allemande ending in 2nd place **while** 2s+3s Allemande (down) & up to 3rd/1st places. (3)1(2)
- 25-32 1s dance 1/2 Fig of 8 up between 3s, all turn 2H 1.1/2 times to own sides to end 3 1 2



## MRS MACLEOD R32 · 3/4L

RSCDS VI 11 · Crib: Eric Ferguson's SCD Cribs · Diagram: Keith Rose's Diagrams

- 1- 1c+2c RHA ; LHA
- 9- 1c lead down the middle (2c up) ; and up to face 1cnrs
- 17- 1c set to and turn corners, finish between corners
- 25- Lsh Reels3(6) on the sides, 1c cross RH.

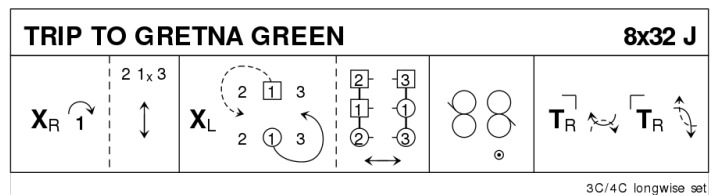


## BREAK

## TRIP TO GRETNA GREEN J32 · 3/4L

Source unknown · Crib: Eric Ferguson's SCD Cribs · Diagram: Keith Rose's Diagrams

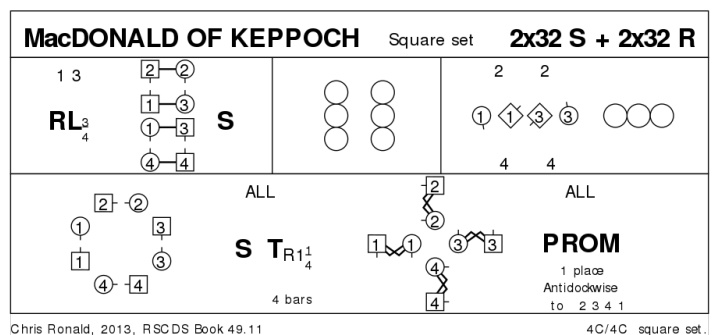
- 1- 1c cross RH | cast (2c up) ; 2c+1c+3c A&R
- 9- 1c cross LH and cast L into lines across ; 2c+1W & 1M+3c A&R
- 17- Reels3 across 1c giving Rsh to 1cnr, finish BtB facing 1cnr
- 25- 1c turn 1cnr RH | pass P Rsh ; turn 2cnr RH, pass P Rsh to (2,1,3)



## MACDONALD OF KEPPOCH M128 · 4S

Chris Ronald: RSCDS XLIX 11 · Crib: MiniCribs · Diagram: Keith Rose's Diagrams

- 1-8 1s+3s dance 6 bars R&L (Men polite turns) to finish in centre B-to-B with partner facing side couples (1L+2L, 1M+4M, 3L+4L, 3M+2M). All set
- 9-16 Reels of 4 across. Finish in line up/down with Ladies (in middle) facing, 1M facing down, 3M facing up
- 17-24 Reel of 4 (1L+3L pass RSh) All pass LSh at ends, RSh in middle. Finish in original places facing partners
- 25-32 All set, all turn partner RH 1.1/4 into promenade hold & dance 1 place anticlockwise.

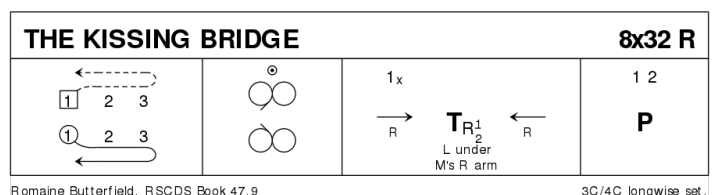


Repeat from new positions in Strathspey then twice in Reel time back to original places

## THE KISSING BRIDGE R32 · 3/4L

Romaine Butterfield: RSCDS XLVII 9 · Crib: Eric Ferguson's SCD Cribs · Diagram: Keith Rose's Diagrams

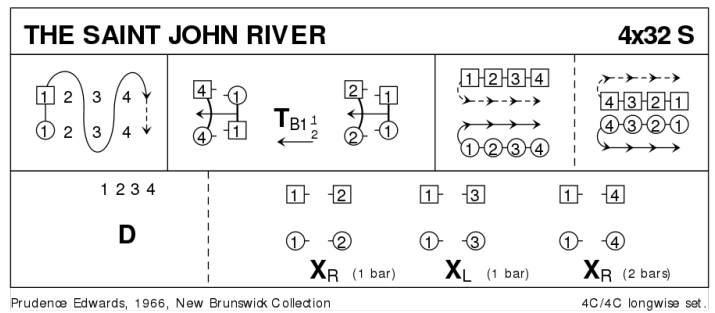
- 1- 1c cast behind own lines and cast back
- 9- 1c cross down into Mirror Reels3 on opposite sides (1x,2,3)
- 17- 1c lead down, cross (M below W, who passes under M's arm) ; and up, 2c steps in for
- 25- 1c+2c Poussette



## THE SAINT JOHN RIVER S32 · 4/4L

Prudence Edwards: *A Guide to Scottish Country Dancing (ex-Collins)* · Crib: *Eric Ferguson's SCD Crib* · Diagram: *Keith Rose's Diagrams*

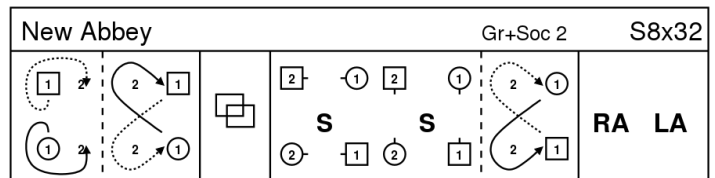
- 1- 1W (1M following) cast off 1 place, cross to M side, cast off 1 pl, cross to W side, cast off 1 pl, cross to below 4M place opposite side (*the meandering brook*)
- 9- 1c dance (NHJ) up under arch by 4c {2}, 1½ BH turn {4}, dance up under arch by 2c to own places {2} (*bridges and pools*)
- 17- 1c lead down the middle, as 2c+3c+4c dance up the sides and follow ; 4C casts from the top as the others lead up and cast, 1c casting too (1,2,3,4) (*inverting waterfalls on the tidal lower river*).
- 25- 1c+2c+3c+4c dance BtoB ; 1M+2M & 1W+2W turn RH ½ {1}, 1M+3M & 1W+3W turn LH ½ {1}, 1M+4M & 1W+4W turn RH ½ {2} (*river meets the sea*)



## NEW ABBEY S32 · 2/4L

Roy Goldring: *Graded and Social Dances 2 - 23 Dances* · Crib: *Eric Ferguson's SCD Crib* · Diagram: *Heiko's Diagrams*

- 1- 1c touch NH into long cast (2c up) ; ½ Fig8 up (2,1x)
- 9- L-Chain, end 2c facing 1c
- 17- All set | set to P ; 1c ½ Fig8, crossing up
- 25- 2c+1c RHA ; LHA

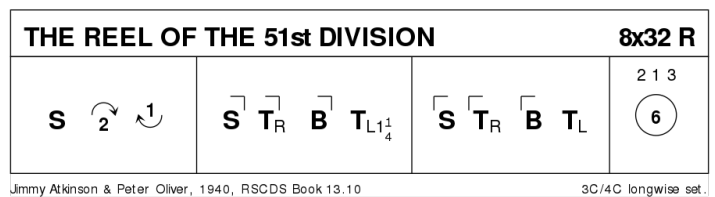


To be danced as a jig

## THE REEL OF THE 51ST DIVISION R32 · 3/4L

James Edward McCartney Atkinson: *RSCDS XIII 10* · Crib: *Eric Ferguson's SCD Crib* · Diagram: *Keith Rose's Diagrams*

- 1- 1c set | cast off two places (2c up) and lead up to 1cnrs
- 9- 1c set to 1c nr | turn 1c nr RH and join LH in the middle ; BiL | turn 1¼ LH to 2cnrs
- 17- Repeat with 2cnrs | cross to (2,1,3)
- 25- 2c+1c+3c circle6 and back.

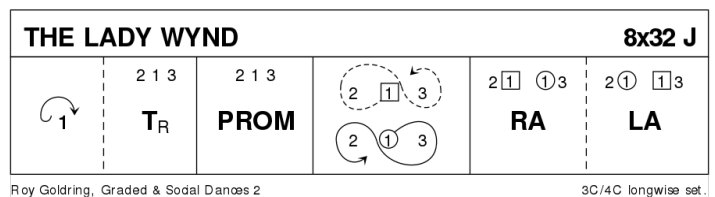


# Ball

## THE LADY WYND J32 · 3/4L

Roy Goldring: *Graded and Social Dances 2 - 23 Dances* · Crib: *Eric Ferguson's SCD Crib* · Diagram: *Keith Rose's Diagrams*

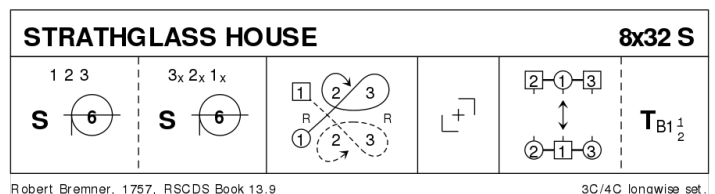
- 1- 1c long cast (2c up) ; all turn RH and face up for
- 9- 2c+1c+3c promenade (2,1,3)
- 17- 1c Fig8 on own side, starting to the R
- 25- Teapots R and L (RHA with end couple on the R ; LHA with end couple on the L)



## STRATHGLASS HOUSE S32 · 3/4L

Robert Bremner: *RSCDS XIII 9* · Crib: *Eric Ferguson's SCD Crib* · Diagram: *Keith Rose's Diagrams*

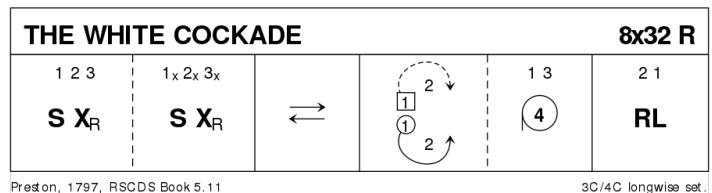
- 1- 1c+2c+3c set, ½ circle6 L ; repeat
- 9- 1c lead down below 2c, cross and cast round 3c ; dance up to the top, cast to face 1cnrs (2c up)
- 17- 1c turn corner, P, corner, P to finish between corners
- 25- 2c+1c+3c A&R ; 1c turn BH 1½



## THE WHITE COCKADE R32 · 3/4L

Preston (18C): RSCDS V 11 · Crib: Eric Ferguson's SCD Cribs · Diagram: Keith Rose's Diagrams

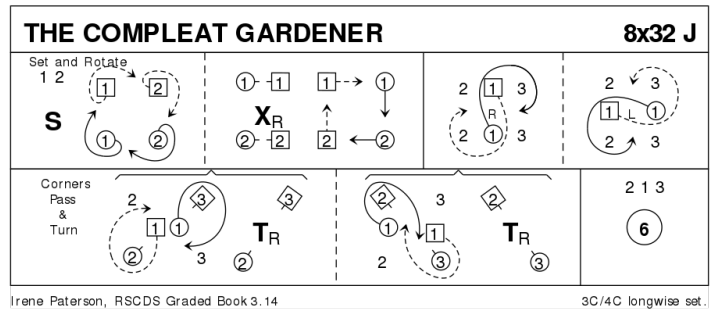
- 1- 1c+2c+3c set and cross RH ; repeat
- 9- 1c lead down the middle ; and up, staying in the middle
- 17- 1c long cast to 2pl (2c up) ; 1c+3c circle4 L
- 25- 2c+1c R&L.



## THE COMPLEAT GARDENER J32 · 3/4L

Irene Paterson: A Third Book of Graded Scottish Country Dances · Crib: Eric Ferguson's SCD Cribs · Diagram: Keith Rose's Diagrams

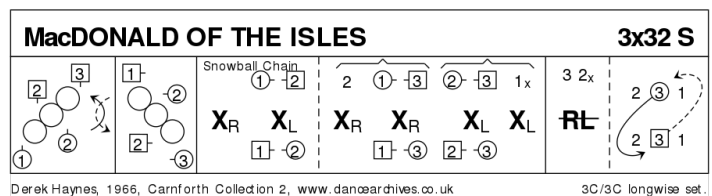
- 1- 1c+2c Set&Rotate (2,1,3)
- 9- 1c cross RH | cast R round 1cnr ; cross up/dn LH | cast L to face 1cnr
- 17- 1c+1cns corners pass and turn, pass Rsh ; repeat with 2cnsr, to own side
- 25- Circle6 and back (2,1,3)



## MACDONALD OF THE ISLES S32 · 3/3L

Derek Haynes: Carnforth Collection of SC Dances 2 · Crib: Eric Ferguson's SCD Cribs · Diagram: Keith Rose's Diagrams

- 1- 2c diagonal Reel4 with 1cnsr, at end dance Lsh round P to face 2cnsr
- 9- 2c diagonal Reel4 with 2cnsr (2cnr loop by the R) (to 1,2,3)
- 17- 1c+2c+3c »snowball« G-Chain (1c begin, 2 bars per hand) (to 3,2x,1)
- 25- 3c+2c ½ R&L ; 3c ½ Fig8 R (3M up, 3W down) (2,3,1)

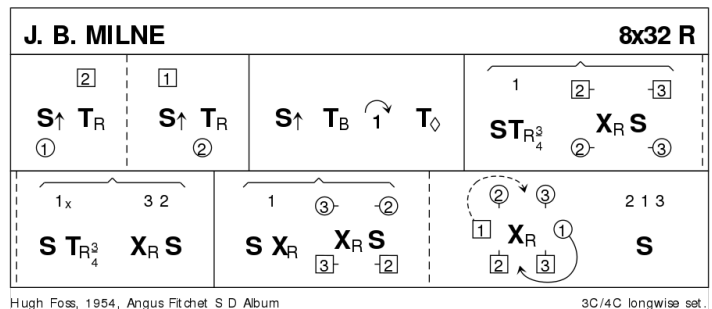


## J. B. MILNE R32 · 3/4L

Hugh Foss: A Guide to Scottish Country Dancing (ex-Collins) · Crib: Eric Ferguson's SCD Cribs · Diagram: Keith Rose's Diagrams

- 1- 1M+2W set advancing and turn RH ; 1W+2M repeat
- 9- 1c set advancing | turn BH and open upwards ; cast off one (2c up), Petronella Turn to: 1M between 3c and 1W between 2c
- 17- 1c set, turn ¾ RH, set, turn ¾ RH, **while**{8} 2c+3c pass RH on the sides, set, cross RH, set
- 25- 1c set, pass RH, cast R into 2pl, **while**{6} 2c+3c pass RH on the sides, set ; cross RH | all set. (2,1,3)

In 17-32, the corners traditionally set one bar to the person you just passed, then one bar to the next person to pass. In a variant for [19-24] 1c turns BH in PdB.

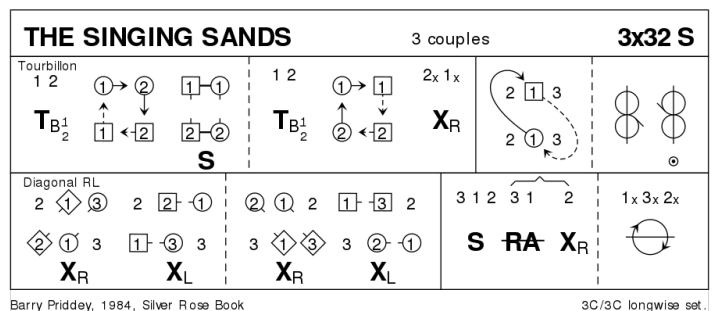


## THE SINGING SANDS S32 · 3/3L

Barry Priddey: The Silver Rose Book of Scottish Country Dances · Crib: Eric Ferguson's SCD Cribs · Diagram: Keith Rose's Diagrams

- 1- 1c+2c Tourbillon (1c+2c turn P BH ½, opening out to one place clw in the square (1c to W side, 2c to M side) | 1c set to 2c ; repeat figure (to 2x,1x) | 2c+1c cross RH) (2,1,3)
- 9- 1c (M up, W down) dances ½ Fig8 Rsh round 2 cnr ; 1M+3c & 1W+2c ½ Rsh reels3 across (2x,1,3x)
- 17- Diagonal R&L (to 3,1,2)
- 25- All set | 3c+1c ½ RHA **while**{ } 2c cross RH ; all chase clw ½ round (2,3,1)

Note: The dry white sands on the north-west side of the Isle of Eigg are said to produce a musical sound when walked upon.

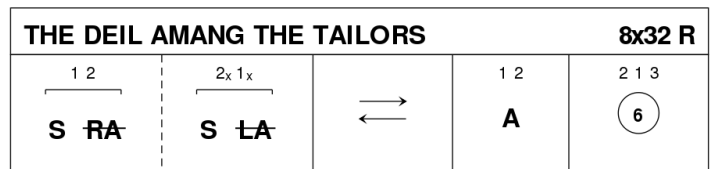


# THE DEIL AMANG THE TAILORS

R32 · 3/4L

RSCDS XIV 7 · Crib: Eric Ferguson's SCD Cribs · Diagram: Keith Rose's Diagrams

- 1- 1c+2c set, ½ RHA ; set, ½ LHA
- 9- 1c lead down the middle and up, 2c step in for
- 17- 1c+2c Allemande
- 25- 2c+1c+3c circle6 and back.



Davies Collection, RSCDS Book 14.7

3C/4C longwise set.

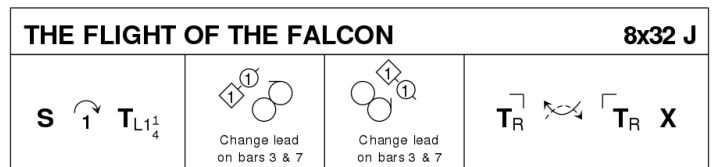
## BREAK

# THE FLIGHT OF THE FALCON

J32 · 3/4L

Barry Priddey: Anniversary Tensome · Crib: Eric Ferguson's SCD Cribs · Diagram: Keith Rose's Diagrams

- 1- 1c set and cast off one (2c up), ¼ turn LH so 1M (with 1W behind) faces 3W
- 9- 1c lead-change diagonal Reel3 with 1cnrs (Rsh to 3W) (1M & 1W switch lead at each end of the reel), end facing 3M
- 17- Repeat with 2cnrs (start Rsh to 3M), finish facing 1cnrs
- 25- Turn 1cnr RH, pass P Rsh, repeat with 2cnr, cross to (2,1,3) (cnrs turn for 4 bars)



Barry Priddey, Anniversary Tensome

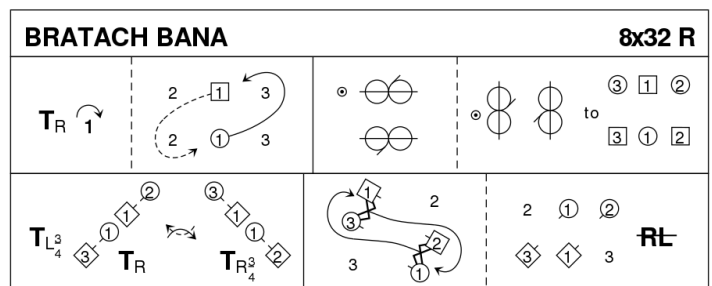
3C/4C longwise set.

# BRATACH BANA

R32 · 3/4L

John Drewry: Bon Accord Book of Scottish Country Dances · Crib: Eric Ferguson's SCD Cribs · Diagram: Keith Rose's Diagrams

- 1- 1c turn RH | cast off (2c up) ; ½ Fig8 to R around 1cnr (to 2,1x,3)
- 9- ½Reel3 on sides (Rsh to 2cnr) ; ½Reel3 across (Lsh to 3cnr position), finish on sides (3x,1,2x)
- 17- 1c turn ¾ LH, Turn 1cnr person (3cnr position) RH ; pass Rsh, turn 2cnr person (4cnr position) ¾ RH to promhold (cnr on the right)
- 25- These pairs change places Rsh | drop left hand and turn RH ½ to sidelines ; half diagonal R&L (1st diagonal direction)



John Drewry, Bon Accord Book

3C/4C longwise set.

Note on [27-28]: originally 2 PdB. modified by Drewry to SkCh. O. Otto says best variant is corners in PdB, 1c in SkCh

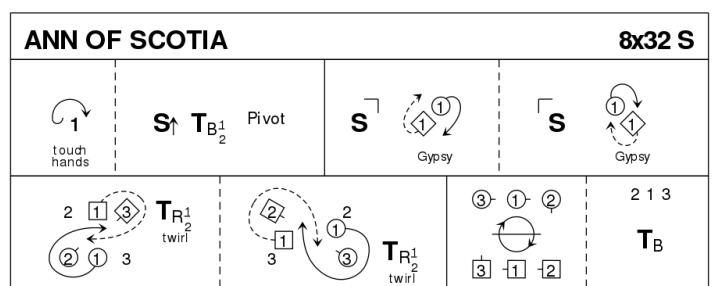
# ANN OF SCOTIA

S32 · 3/4L

Chris & Sue Ronald: World Wide Weavings · Crib: SCDDDB Contributed Cribs & Diagrams · Diagram: Keith Rose's Diagrams

ANN OF SCOTIA (S8x32) 3C (4C set) C&S Ronald

- 1-8 1s dance in & cast to 2nd place ; set advancing towards partner & turn BH ½ way, pivoting on last bar pulling RSh back to face 1st corners. 2s step up on 3&4.
- 9-16 1s set to 1st corners & dance by the right around each other (gypsy) to face 2nd corners ; 1s set to 2nd corners & dance around each other to 2nd place own sides, facing out.
- 17-20 1s dance a loop around 3rd corners & pass RSh in middle to face 4th corners; *meanwhile* 3rd corners ½ turn and twirl to change places ;
- 21-24 1s dance a loop around 4th corners & pass RSh in middle to 2nd place opposite side; *meanwhile*, 4th corners ½ turn and twirl to change places
- 25-32 3s+1s+2s chase clockwise half way ; & turn partner BH once round.



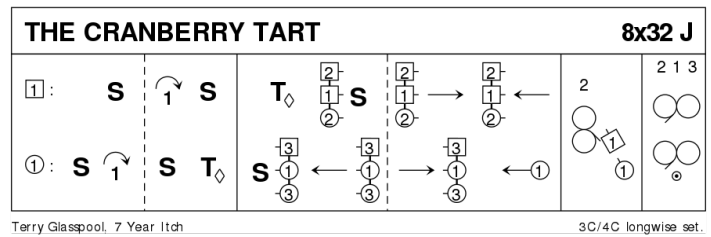
Chris and Sue Ronald, 2013, World Wide Weavings

3C/4C longwise set.

## THE CRANBERRY TART J32 · 3/4L

Terry Glasspool: Dances from the Seven Year Itch · Crib: Eric Ferguson's SCD Crib · Diagram: Keith Rose's Diagrams

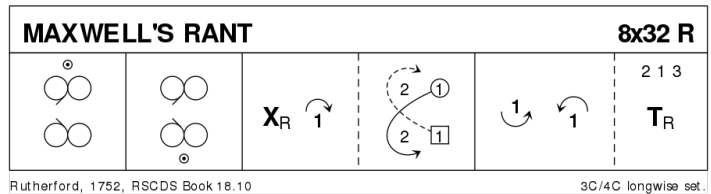
- 1-16 *Fugue*: 1M set | cast (2M up) ; set | petronella to between 3c ; set with 3c | advance with 3c ; retire with 3c | advance alone \_ while{16}\_ 1W waits {2} and then repeats 1M's [1-14], dancing with 2W and 2c, on [16] 1W pivots R to give Rsh to 2W
- 17- 1W with 1M following Reel3 across with 2c, finish (2,1,3)
- 25- Parallel Reels3 on own sides, 1c Rsh to 3c (2,1,3)



## MAXWELL'S RANT R32 · 3/4L

Rutherford: RSCDS XVIII 10 · Crib: Eric Ferguson's SCD Crib · Diagram: Keith Rose's Diagrams

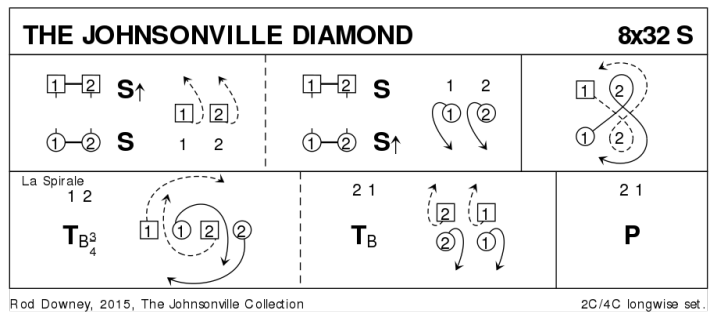
- 1- Mirror Reels3 on the sidelines (1c cross down) (1x,2,3)
- 9- 1c cross back into mirror Reels3 on own sides
- 17- 1c cross RH | cast (2c up) ; ½ Fig8 round 2c
- 25- 1c dance down between 3c and cast up to 2pl ; 2c+1c+3c turn RH



## THE JOHNSONVILLE DIAMOND S32 · 2/4L

Rod Downey: The Johnsonville Collection · Crib: SCDDDB Contributed Crib & Diagrams · Diagram: Keith Rose's Diagrams

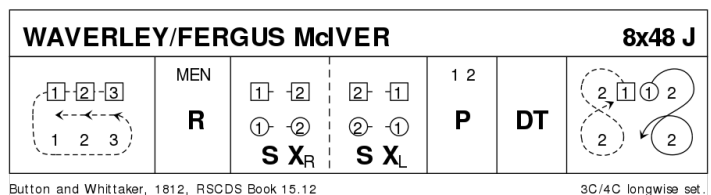
- 1-2 1C 2C set - the ladies advancing toward partner,
- 3-4 Ladies cast left about back to place ;
- 5-8 Repeat, men advancing and casting.
- 9-16 1C fig.8 round 2C (cross down to begin).
- 17-24 1C 2C progress with *la spirale* (modified) —
- 17-18 1C 2C turn BH 3/4 ,
- 19-20 1M 2W cast R (round each other) to progressed places \*AS\* 1W 2M dance CW on the outside to Progressed places ,
- 21-24 2C 1C turn BH once round and stay in middle , cast R about back to places.
- 25-32 Poussette



## WAVERLEY J48 · 3/4L

Button and Whittaker: RSCDS XV 12 · Crib: Eric Ferguson's SCD Crib · Diagram: Keith Rose's Diagrams

- 1- 1W followed by 2W+3W chase cclw behind 1M+2M+3M to places
- 9- 1M followed by 2M+3M repeat clw round the W
- 17- 1c facing 2c set | change place RH ; set | change place LH ready for
- 25- 1c+2c Poussette, 1c finish BtoB in the middle facing own side for
- 33- DTr, 1c finish facing W side NHJ 1W above 1M
- 41- 1c dance out between 2W & 3W, 1W casts up and 1M casts down, meet in the middle ; cast as before, between 2M & 3M, finish in 2pl



OR.....

# FUGAL FERGUS J48 · 3/4L

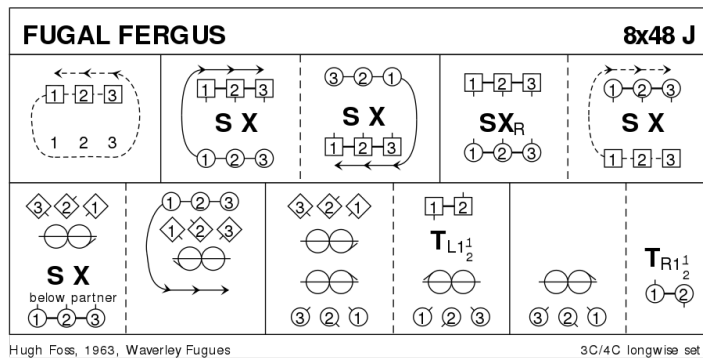
Hugh Foss: Magazine Dances 2005-2009 · Crib: Eric Ferguson's SCD Cribs · Diagram: Keith Rose's Diagrams

This dance is a fugue; the M copy the W 8 bars later.  
1W+2W+3W dance:

- 1- Across the top and behind the men to own places
- 9- Set | cross ; set | cross
- 17- Set | cross RH ; chase clw round top to places (3,2,1)
- 25-40 1½Reel3 on own side (2W starts out and down) {12 bars} ; 1W+2W turn LH 1½ (to 2,1,3)
- 41- stand

while{48}

- 1- 1M+2M+3M stand
- 9-48 the M repeat the W's movements in mirror image 8 bars later, giving RH on [19-20].-On [28] the M pass just below their P who is 4 bars into the reel, and face up .



As an alternative to Waverley - dancers form their own set. It will not be briefed.....

# DA RAIN DANCIN' R32 · 3/4L

Ron Wallace: Whiteadder Collection · Crib: Eric Ferguson's SCD Cribs · Diagram: Keith Rose's Diagrams

- 1- 1c dance down 2 places and cast up to 2pl (2c up) ; 2c+1c+3c set and cross RH (2x,1x,3x)
- 9- 1c dance up and cast off one ; 2c+1c+3c set | 2c+3c cross LH while{2} 1c turn LH to face 1cnr:
- 17- 1c set R to 1cnr {1} and L to P {1} | turn ¾ RH ; set R to 2cnr and L up/down to P | turn ¾ RH to 2pl
- 25- 2c+1c+3c circle6 and back. (2,1,3)

